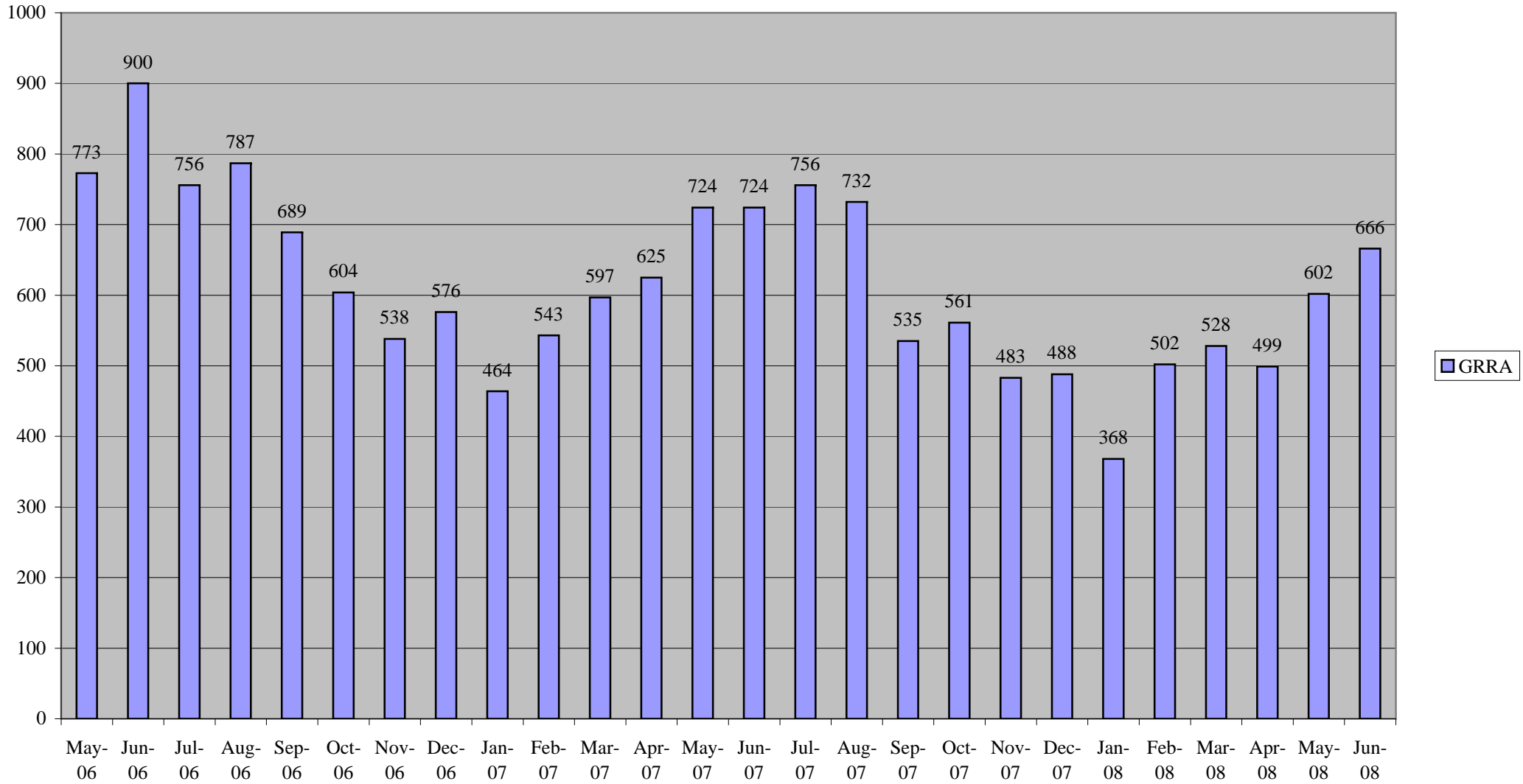


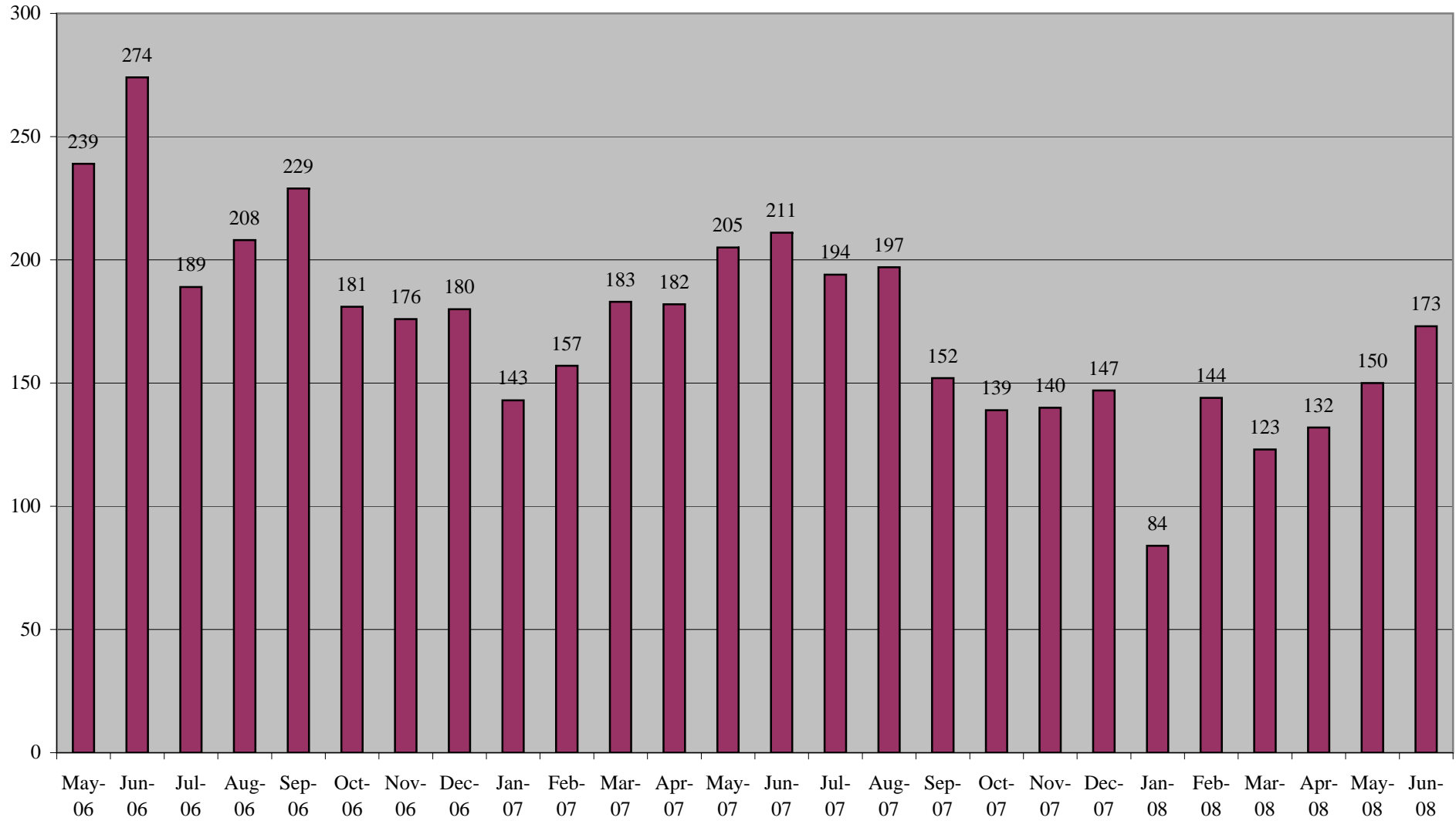
Triad MLS Home Sales Reports Comparisons by Year
(Total Units Sold)

<u>GRRR</u>		<u>%Change from Same Month Previous Year</u>	<u>HPRAR</u>		<u>%Change from Same Month Previous Year</u>	<u>WSRAR</u>		<u>%Change from Same Month Previous Year</u>	<u>TRIAD</u>		<u>%Change from Same Month Previous Year</u>
Jan-06	437		Jan-06	122		Jan-06	397		Jan-06	959	
Feb-06	487		Feb-06	172		Feb-06	488		Feb-06	1147	
Mar-06	651		Mar-06	230		Mar-06	676		Mar-06	1557	
Apr-06	637		Apr-06	199		Apr-06	603		Apr-06	1439	
May-06	773		May-06	239		May-06	759		May-06	1771	
Jun-06	900		Jun-06	274		Jun-06	861		Jun-06	2036	
Jul-06	756		Jul-06	189		Jul-06	617		Jul-06	1521	
Aug-06	787		Aug-06	208		Aug-06	718		Aug-06	1713	
Sep-06	689		Sep-06	229		Sep-06	666		Sep-06	1584	
Oct-06	604		Oct-06	181		Oct-06	604		Oct-06	1390	
Nov-06	538		Nov-06	176		Nov-06	532		Nov-06	1246	
Dec-06	576		Dec-06	180		Dec-06	550		Dec-06	1306	
Jan-07	464	1.06	Jan-07	143	1.17	Jan-07	406	1.02	Jan-07	1013	1.06
Feb-07	543	1.11	Feb-07	157	0.91	Feb-07	500	1.02	Feb-07	1200	1.05
Mar-07	597	0.92	Mar-07	183	0.80	Mar-07	655	0.97	Mar-07	1435	0.92
Apr-07	625	0.98	Apr-07	182	0.91	Apr-07	659	1.09	Apr-07	1466	1.02
May-07	724	0.94	May-07	205	0.86	May-07	725	0.96	May-07	1654	0.93
Jun-07	724	0.80	Jun-07	211	0.77	Jun-07	806	0.94	Jun-07	1741	0.86
Jul-07	756	1.00	Jul-07	194	1.03	Jul-07	671	1.09	Jul-07	1621	1.07
Aug-07	732	0.93	Aug-07	197	0.95	Aug-07	719	1.00	Aug-07	1648	0.96
Sep-07	535	0.78	Sep-07	152	0.66	Sep-07	455	0.68	Sep-07	1142	0.72
Oct-07	561	0.93	Oct-07	139	0.77	Oct-07	539	0.89	Oct-07	1239	0.89
Nov-07	483	0.90	Nov-07	140	0.80	Nov-07	497	0.93	Nov-07	1120	0.90
Dec-07	488	0.85	Dec-07	147	0.82	Dec-07	467	0.85	Dec-07	1102	0.84
Jan-08	368	0.79	Jan-08	84	0.59	Jan-08	349	0.86	Jan-08	801	0.79
Feb-08	502	0.92	Feb-08	144	0.92	Feb-08	432	0.86	Feb-08	1078	0.90
Mar-08	528	0.88	Mar-08	123	0.67	Mar-08	456	0.70	Mar-08	1107	0.77
Apr-08	499	0.80	Apr-08	132	0.73	Apr-08	497	0.75	Apr-08	1128	0.77
May-08	602	0.83	May-08	150	0.73	May-08	543	0.75	May-08	1295	0.78
Jun-08	666	0.92	Jun-08	173	0.82	Jun-08	593	0.74	Jun-08	1432	0.82
Jul-08			Jul-08			Jul-08			Jul-08		
Aug-08			Aug-08			Aug-08			Aug-08		
Sep-08			Sep-08			Sep-08			Sep-08		
Oct-08			Oct-08			Oct-08			Oct-08		
Nov-08			Nov-08			Nov-08			Nov-08		
Dec-08			Dec-08			Dec-08			Dec-08		

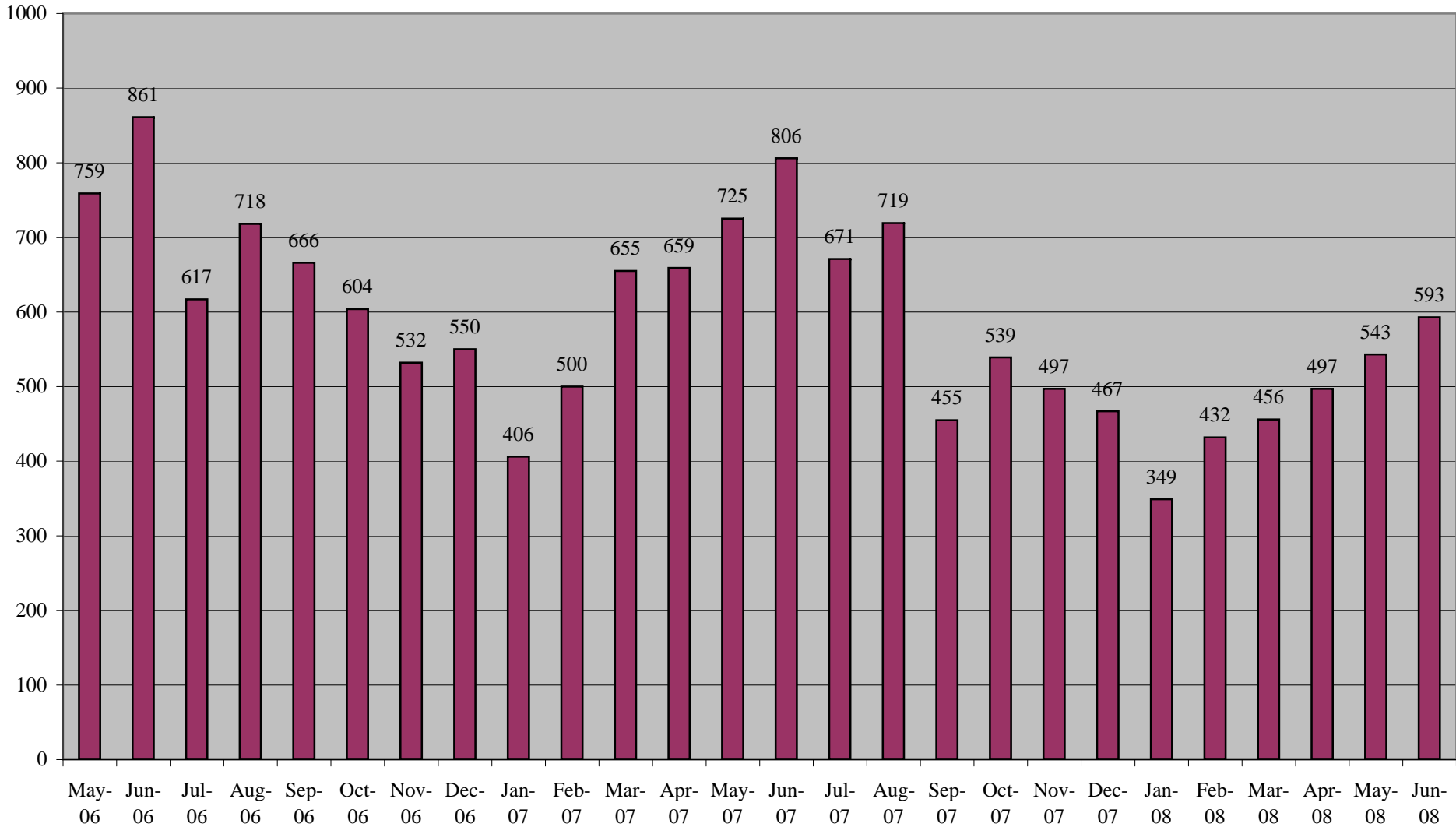
GRRR Home Sales by Units Sold



HPRAR Units Sold

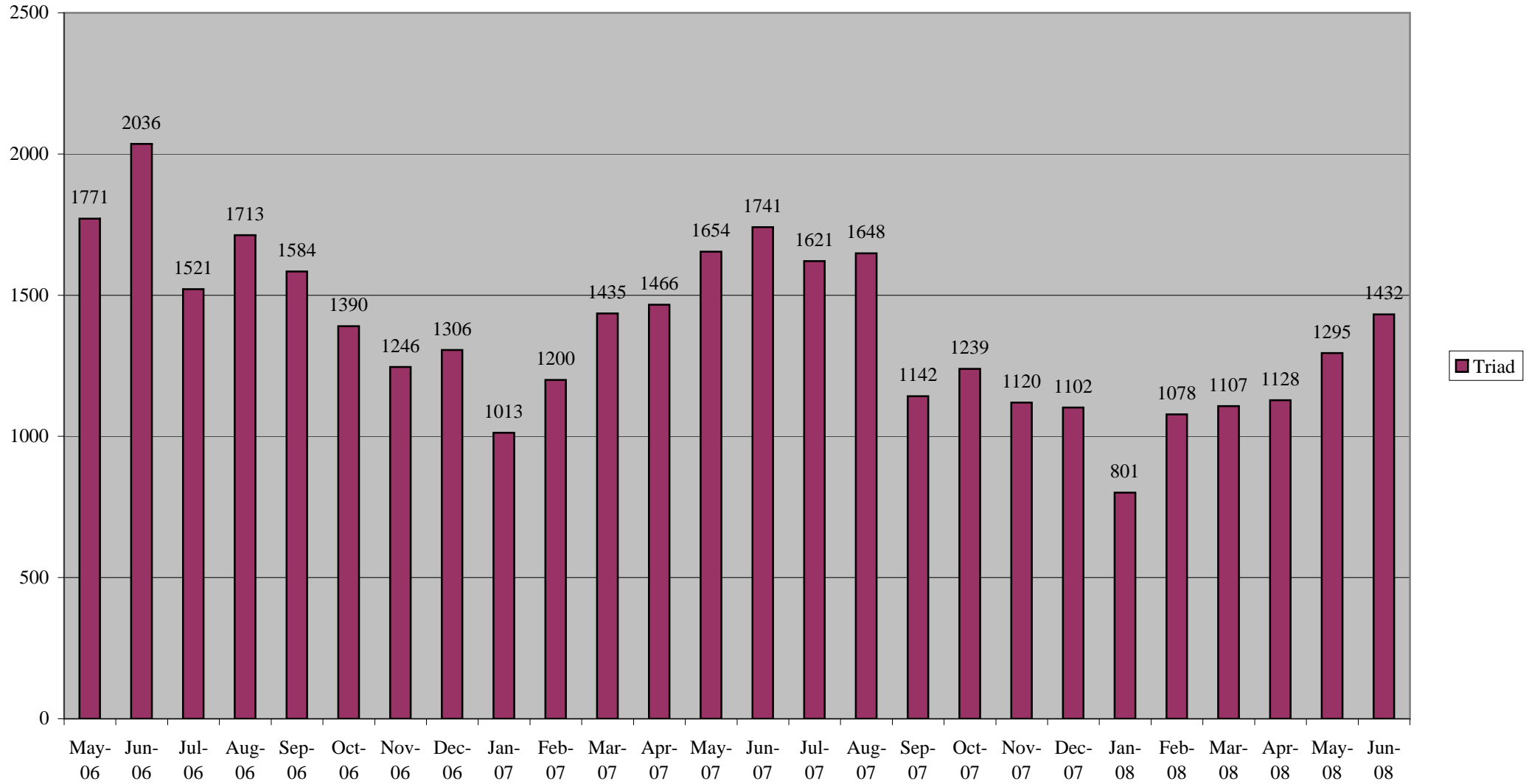


WSRAR Units Sold



■ WSRAR

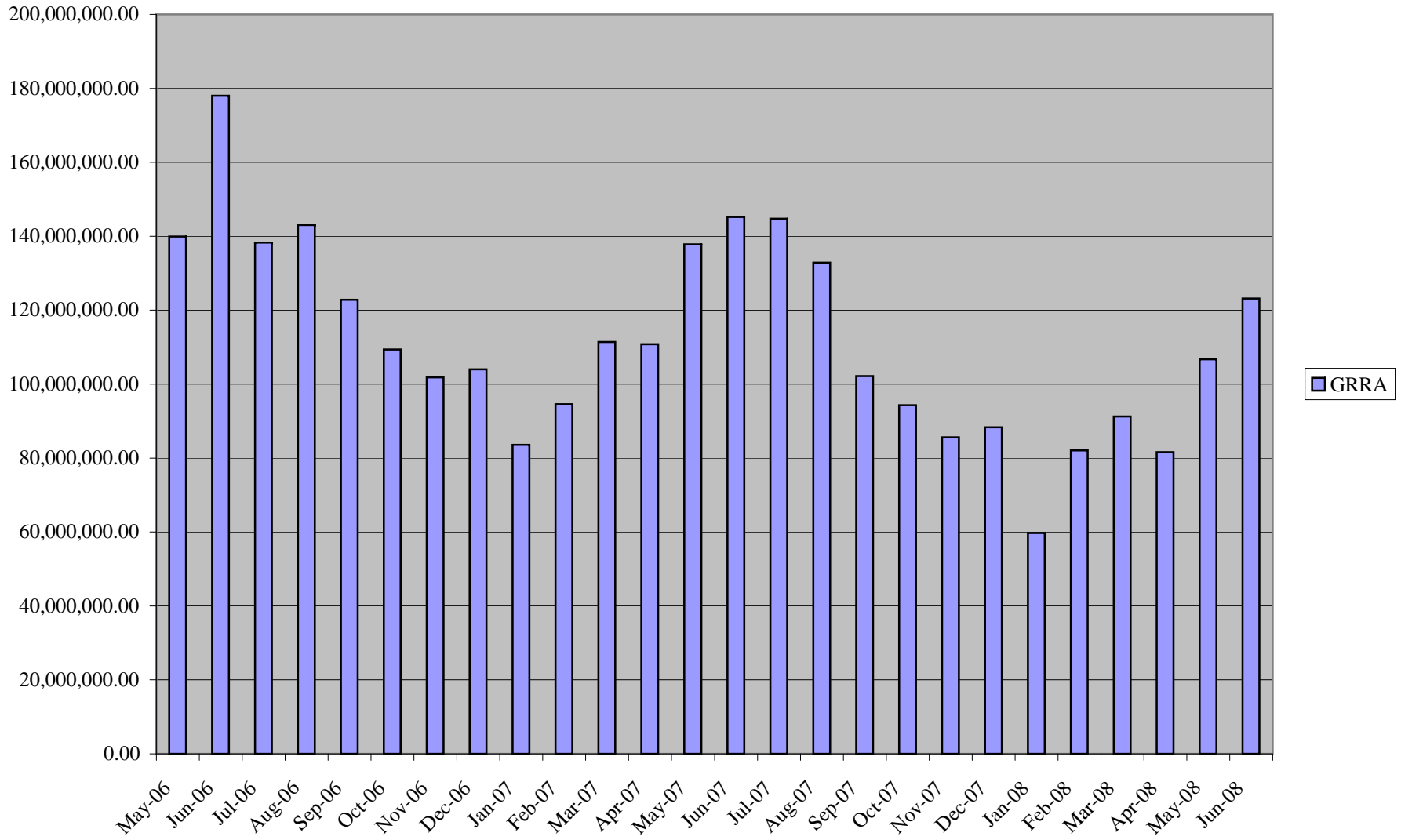
TRIAD Units Sold



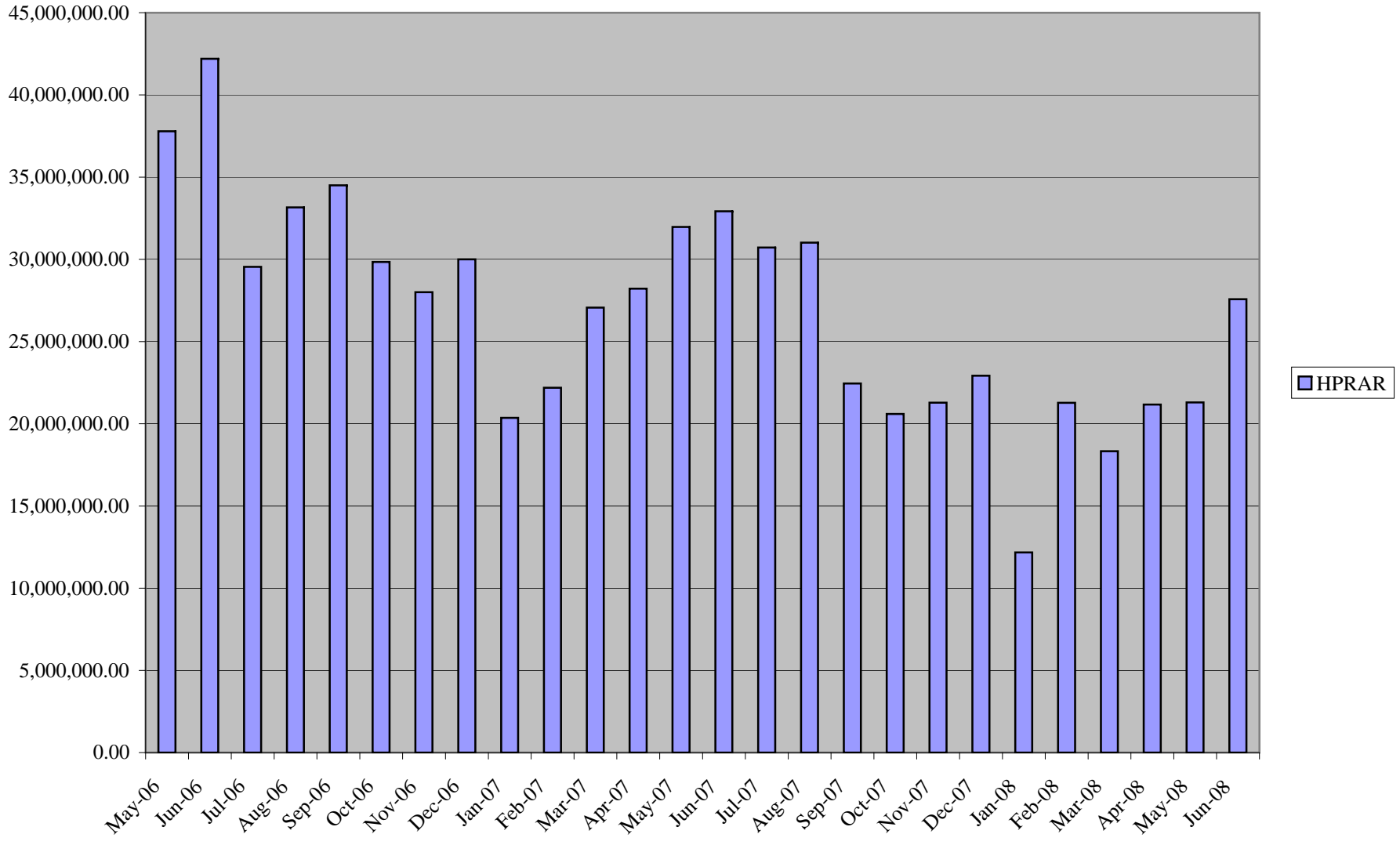
Triad MLS Home Sales Reports Comparisons by Year
(Total Dollar Volume)

<u>GRRR</u>		<u>%Change from Same Month Previous Year</u>	<u>HPRAR</u>		<u>%Change from Same Month Previous Year</u>	<u>WSRAR</u>		<u>%Change from Same Month Previous Year</u>	<u>TRIAD</u>		<u>%Change from Same Month Previous Year</u>
Jan-06	83,342,867.00		Jan-06	18,104,829.00		Jan-06	67,531,937.00		Jan-06	169,230,133.00	
Feb-06	79,582,741.00		Feb-06	25,769,285.00		Feb-06	81,682,135.00		Feb-06	187,034,161.00	
Mar-06	117,291,291.00		Mar-06	36,547,035.00		Mar-06	115,230,803.00		Mar-06	269,069,129.00	
Apr-06	113,175,499.00		Apr-06	29,021,962.00		Apr-06	105,496,289.00		Apr-06	247,693,750.00	
May-06	139,944,651.00		May-06	37,794,216.00		May-06	133,397,432.00		May-06	311,136,299.00	
Jun-06	178,024,993.00		Jun-06	42,203,732.00		Jun-06	161,617,693.00		Jun-06	382,216,418.00	
Jul-06	138,269,847.00		Jul-06	29,547,656.00		Jul-06	108,539,139.00		Jul-06	269,003,548.00	
Aug-06	143,016,827.00		Aug-06	33,157,499.00		Aug-06	132,342,600.00		Aug-06	308,516,926.00	
Sep-06	122,829,310.00		Sep-06	34,501,849.00		Sep-06	121,156,770.00		Sep-06	278,487,929.00	
Oct-06	109,348,097.00		Oct-06	29,841,854.00		Oct-06	116,752,283.00		Oct-06	256,060,129.00	
Nov-06	101,822,716.00		Nov-06	28,007,670.00		Nov-06	94,442,803.00		Nov-06	224,273,189.00	
Dec-06	103,972,402.00		Dec-06	30,000,779.00		Dec-06	102,893,056.00		Dec-06	236,866,237.00	
Jan-07	83,561,415.00		Jan-07	20,356,674.00		Jan-07	74,845,307.00		Jan-07	178,763,396.00	
Feb-07	94,594,343.00	1.19	Feb-07	22,191,612.00	0.86	Feb-07	85,770,077.00	1.05	Feb-07	202,556,032.00	1.08
Mar-07	111,398,928.00	0.95	Mar-07	27,068,093.00	0.74	Mar-07	115,853,508.00	1.01	Mar-07	254,320,529.00	0.95
Apr-07	110,806,305.00	0.98	Apr-07	28,215,579.00	0.97	Apr-07	120,112,531.00	1.14	Apr-07	259,134,415.00	1.05
May-07	137,835,291.00	0.98	May-07	31,973,532.00	0.85	May-07	134,789,932.00	1.01	May-07	304,598,755.00	0.98
Jun-07	145,204,959.00	0.82	Jun-07	32,927,689.00	0.78	Jun-07	158,936,337.00	0.98	Jun-07	337,068,985.00	0.88
Jul-07	144,759,236.00	1.05	Jul-07	30,721,773.00	1.04	Jul-07	135,306,813.00	1.25	Jul-07	310,787,822.00	1.16
Aug-07	132,887,583.00	0.93	Aug-07	31,020,871.00	0.94	Aug-07	138,363,456.00	1.05	Aug-07	302,271,910.00	0.98
Sep-07	102,151,816.00	0.83	Sep-07	22,454,156.00	0.65	Sep-07	80,009,013.00	0.66	Sep-07	204,614,985.00	0.73
Oct-07	94,321,836.00	0.86	Oct-07	20,594,324.00	0.69	Oct-07	98,230,510.00	0.84	Oct-07	213,146,670.00	0.83
Nov-07	85,625,594.00	0.84	Nov-07	21,285,162.00	0.76	Nov-07	89,242,422.00	0.94	Nov-07	196,153,178.00	0.87
Dec-07	88,355,699.00	0.85	Dec-07	22,926,719.00	0.76	Dec-07	89,492,795.00	0.87	Dec-07	200,775,213.00	0.85
Jan-08	59,725,275.00	0.71	Jan-08	12,172,703.00	0.60	Jan-08	61,160,799.00	0.82	Jan-08	133,058,777.00	0.74
Feb-08	82,106,721.00	0.87	Feb-08	21,279,415.00	0.96	Feb-08	78,575,268.00	0.92	Feb-08	181,961,404.00	0.90
Mar-08	91,230,098.00	0.82	Mar-08	18,332,898.00	0.68	Mar-08	77,575,141.00	0.67	Mar-08	187,138,137.00	0.74
Apr-08	81,580,361.00	0.74	Apr-08	21,172,272.00	0.75	Apr-08	88,171,038.00	0.73	Apr-08	190,923,671.00	0.74
May-08	106,688,480.00	0.77	May-08	21,299,678.00	0.67	May-08	102,068,461.00	0.76	May-08	230,056,619.00	0.76
Jun-08	123,148,991.00	0.85	Jun-08	27,577,433.00	0.84	Jun-08	113,941,762.00	0.72	Jun-08	264,668,186.00	0.79
Jul-08			Jul-08			Jul-08			Jul-08		
Aug-08			Aug-08			Aug-08			Aug-08		
Sep-08			Sep-08			Sep-08			Sep-08		
Oct-08			Oct-08			Oct-08			Oct-08		
Nov-08			Nov-08			Nov-08			Nov-08		
Dec-08			Dec-08			Dec-08			Dec-08		

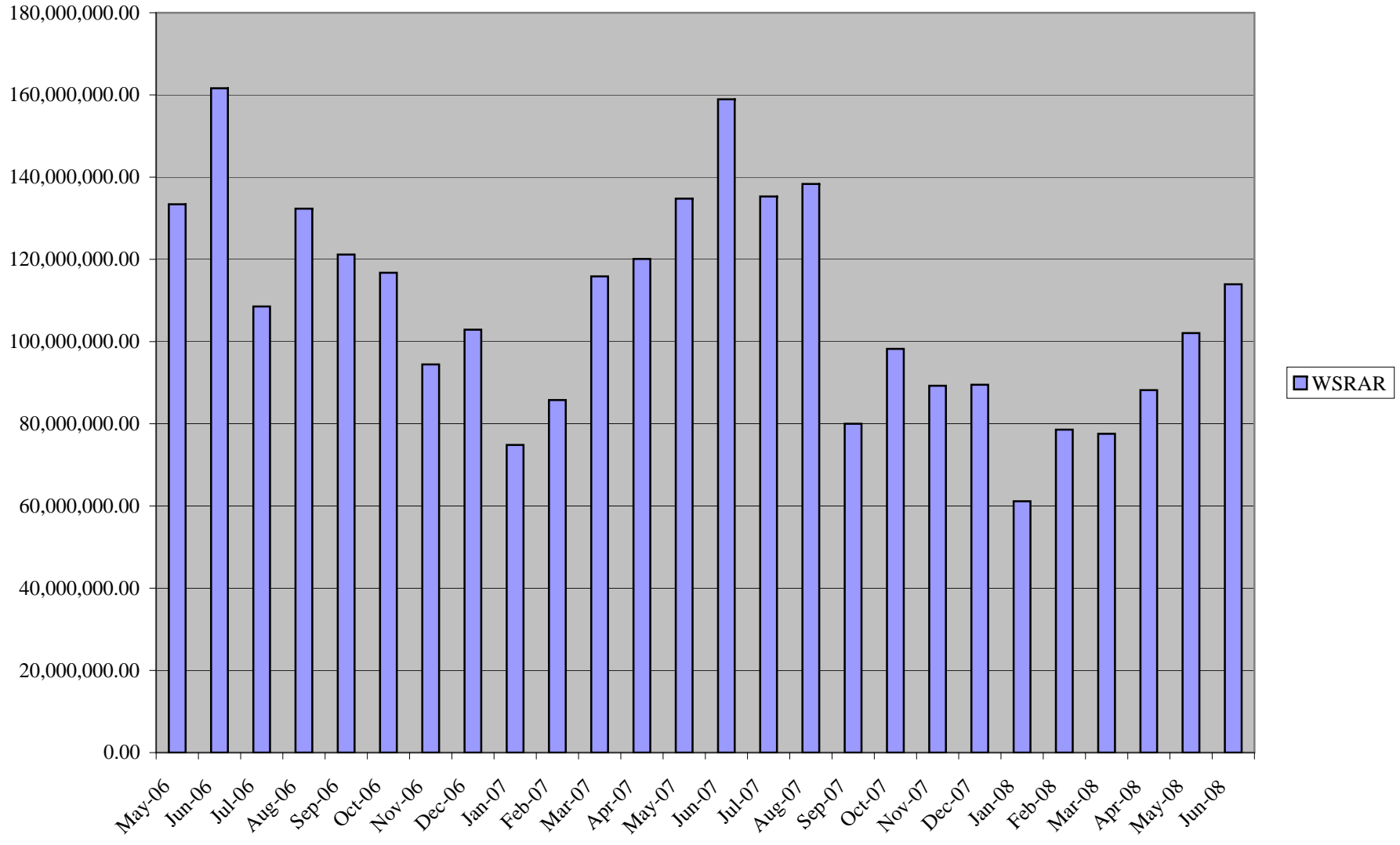
GRRR Dollar Volume



HPRAR Dollar Volume



WSRAR Dollar Volume



TRIAD Dollar Volume

